

Instructions for Registration

1

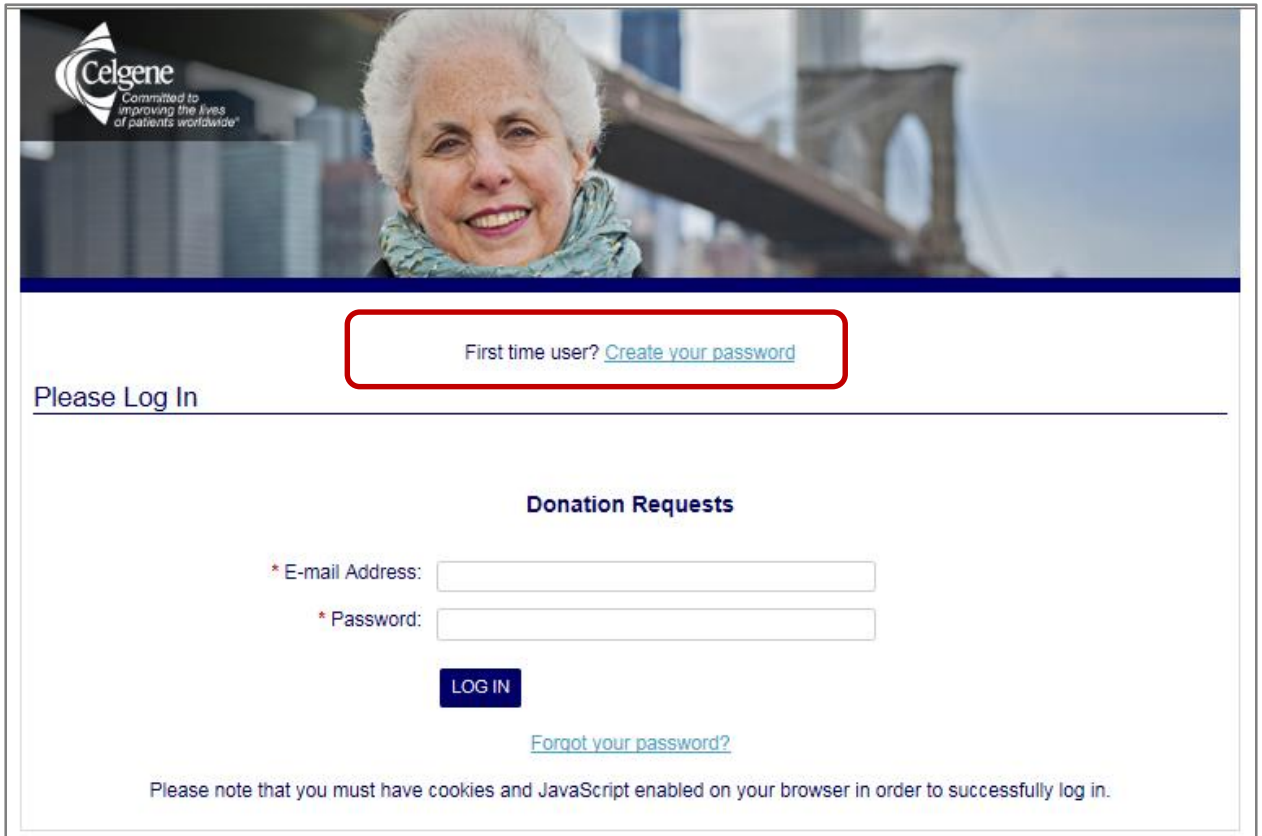
From CelgeneFunding.com, click “Healthcare Related Donations” scroll to the bottom of the page, and click the “Click here if applying” button

The screenshot shows the Celgene website's Funding Resources page. At the top, there is a navigation bar with links for ABOUT, THERAPIES, RESEARCH & DEVELOPMENT, RESPONSIBILITY, and NEWSROOM. Below this is a secondary navigation bar with links for Patients, Medical Professionals, Partnerships, Investors, Careers, and Contact Us, along with a NASDAQ quote. The main content area is titled 'FUNDING' and includes a 'Funding Resources' sidebar with links for 'Frequently Asked Questions' and 'Contact Us'. The main text describes Celgene's support for healthcare providers and lists sections for 'Our Support Principles', 'Compliance', and 'Types of Support'. Under 'Types of Support', there are three categories: 'Healthcare Related Donations', 'Charitable & Philanthropic Donations', and 'Sponsorships'. A red box highlights the 'Healthcare Related Donations' link. Below this, there is a section for 'Charitable & Philanthropic Donations' with a red box highlighting the 'Click here if applying for a Healthcare-Related DONATION' button. Another red box highlights the 'Click here if NO Return to TOP of PAGE' button. The page footer includes a note about accommodation costs and a link to 'Charitable & Philanthropic Donations'.

Instructions for Registration

2

Click the “Create your password” link to begin the registration process

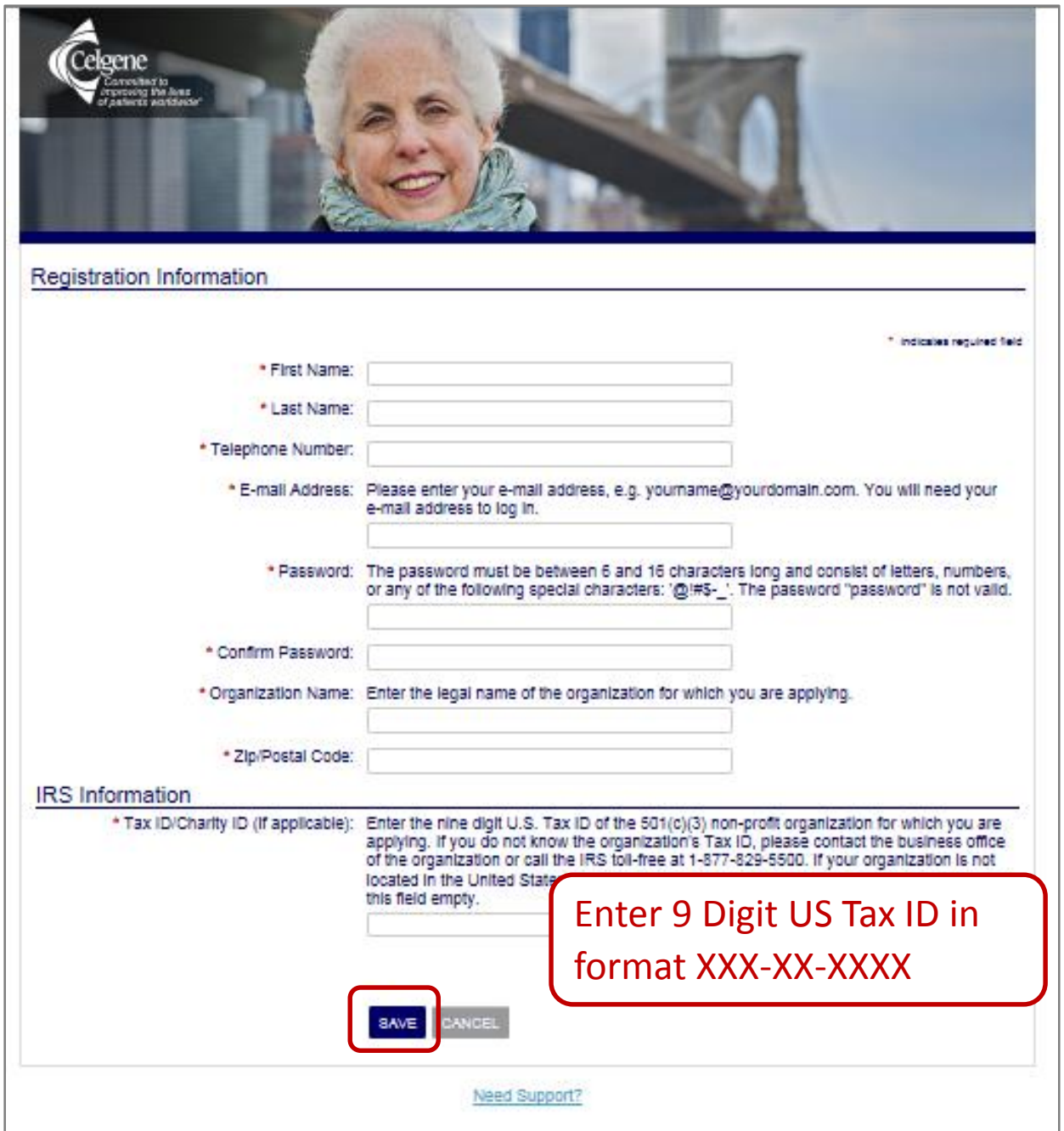


The screenshot shows the Celgene website's registration page. At the top left is the Celgene logo with the tagline "Committed to improving the lives of patients worldwide". Below the logo is a photograph of an elderly woman smiling. A red rectangular box highlights the text "First time user? [Create your password](#)". Below this is a "Please Log In" section with a horizontal line. Underneath is a "Donation Requests" section containing two input fields: "* E-mail Address:" and "* Password:". Below the password field is a dark blue "LOG IN" button. At the bottom of the login section is a link for "[Forgot your password?](#)". A note at the very bottom states: "Please note that you must have cookies and JavaScript enabled on your browser in order to successfully log in."

Instructions for Registration

3

Complete the registration information including the nine digit US Tax ID of your organization, and click the Save button



The screenshot shows the Celgene registration form. At the top left is the Celgene logo with the tagline "Committed to improving the lives of patients worldwide". Below the logo is a photograph of an elderly woman smiling. The form is titled "Registration Information" and includes several required fields marked with an asterisk:

- First Name:
- Last Name:
- Telephone Number:
- E-mail Address: Please enter your e-mail address, e.g. yourname@yourdomain.com. You will need your e-mail address to log in.
- Password: The password must be between 6 and 16 characters long and consist of letters, numbers, or any of the following special characters: '@!#\$_'. The password "password" is not valid.
- Confirm Password:
- Organization Name: Enter the legal name of the organization for which you are applying.
- Zip/Postal Code:

Below the registration information is the "IRS Information" section:

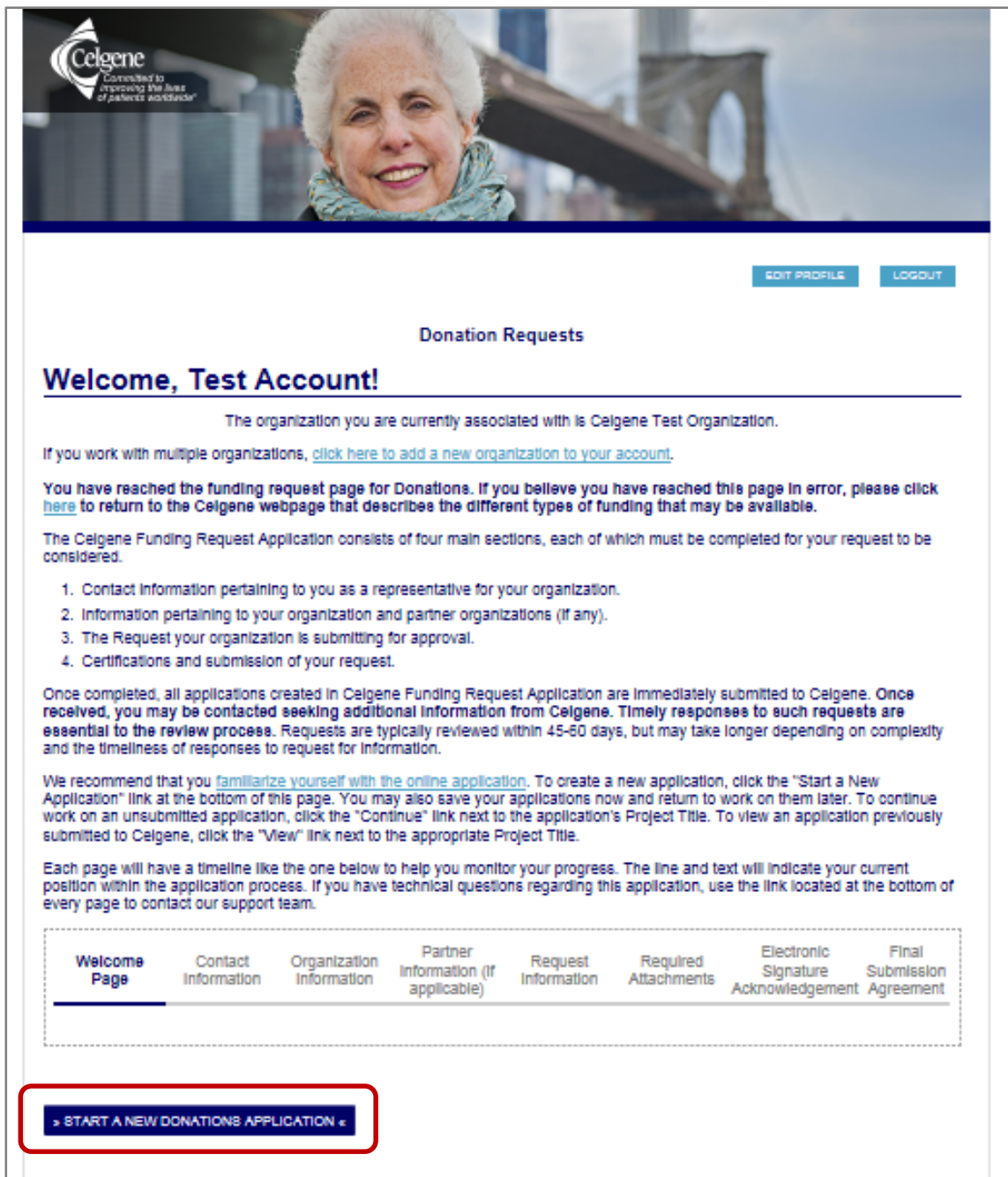
- Tax ID/Charity ID (if applicable): Enter the nine digit U.S. Tax ID of the 501(c)(3) non-profit organization for which you are applying. If you do not know the organization's Tax ID, please contact the business office of the organization or call the IRS toll-free at 1-877-829-5500. If your organization is not located in the United States, this field empty.


At the bottom of the form are two buttons: "SAVE" (highlighted with a red box) and "CANCEL". A red callout box contains the text: "Enter 9 Digit US Tax ID in format XXX-XX-XXXX". At the very bottom, there is a link for "Need Support?".

Instructions for Registration

4

Your Welcome Page will open. Click the “Start a New Donation Application” button



 Committed to improving the lives of patients worldwide

[EDIT PROFILE](#) [LOGOUT](#)

Donation Requests

Welcome, Test Account!

The organization you are currently associated with is Celgene Test Organization.

If you work with multiple organizations, [click here to add a new organization to your account](#).

You have reached the funding request page for Donations. If you believe you have reached this page in error, please [click here](#) to return to the Celgene webpage that describes the different types of funding that may be available.

The Celgene Funding Request Application consists of four main sections, each of which must be completed for your request to be considered.

1. Contact Information pertaining to you as a representative for your organization.
2. Information pertaining to your organization and partner organizations (if any).
3. The Request your organization is submitting for approval.
4. Certifications and submission of your request.

Once completed, all applications created in Celgene Funding Request Application are immediately submitted to Celgene. Once received, you may be contacted seeking additional information from Celgene. Timely responses to such requests are essential to the review process. Requests are typically reviewed within 45-60 days, but may take longer depending on complexity and the timeliness of responses to request for information.

We recommend that you [familiarize yourself with the online application](#). To create a new application, click the "Start a New Application" link at the bottom of this page. You may also save your applications now and return to work on them later. To continue work on an unsubmitted application, click the "Continue" link next to the application's Project Title. To view an application previously submitted to Celgene, click the "View" link next to the appropriate Project Title.

Each page will have a timeline like the one below to help you monitor your progress. The line and text will indicate your current position within the application process. If you have technical questions regarding this application, use the link located at the bottom of every page to contact our support team.

Welcome Page	Contact Information	Organization Information	Partner Information (if applicable)	Request Information	Required Attachments	Electronic Signature Acknowledgement	Final Submission Agreement
--------------	---------------------	--------------------------	-------------------------------------	---------------------	----------------------	--------------------------------------	----------------------------

[START A NEW DONATIONS APPLICATION](#)