

Instructions for Creating a New Request (Medical Affairs Grants)

1

From the Celgene Funding website click “Medical Affairs Grants”. Next, scroll to the bottom of the page and click the “Click here if applying” button



Home Page > Responsibility > Funding Font Size ▾ ▲

FUNDING

Celgene Corporation supports a variety of programmes and initiatives that offers support to healthcare providers, patients, and their caregivers. At Celgene, we are committed to creating a positive impact in each of the communities where we work and live. We are proud that our people devote their time and effort to volunteering in support of activities and events in their communities.

[Funding Resources](#)
[Frequently Asked Questions](#)

Our Support Principles

Celgene operates under the highest ethical standards and in full compliance with all applicable laws, regulations and guidelines. Any funding awarded is provided wholly without obligation to purchase, use, recommend, or arrange for the use of any product of Celgene or its affiliates, or on any business or other decisions you have made or may make in the future relating to Celgene, its affiliates or to Celgene's products.

All support provided by Celgene will be publicly declared in accordance with our industry Codes of Practice and local regulations. Any such support requested from Celgene which is approved must be reasonable, modest and in proportion to the scale and scope of the recipient institution and must be likely to appear so to independent third parties.

Successful applicants will be required to sign a written agreement, which includes the commitment of the recipient to declare the receipt of funding from Celgene.

Funding will not be provided to organisations or events that are profit making.

Payments

Celgene will not make payment directly to an individual. Any funding awarded must be paid to an established institution such as an NHS trust, hospital or clinic for which the applicant works.

Types of Support

Celgene defines funding requests into certain categories which can differ from the terminology used by requesting organisations. To avoid delays in reviewing a funding application, it is important that requestors understand Celgene's categories as described below. To apply for funding from Celgene, please click below to determine which type of support may be appropriate based on the nature of the request:

UK-CELG170137(2)
Date of preparation: September 2018

- [**Healthcare Related Donations**](#) >
- [**Charitable & Philanthropic Donations**](#) >
- [**Sponsorships**](#) >
- [**Corporate Memberships**](#) >
- [**Medical Affairs Grants**](#) >

[**Click here if applying
for a MEDICAL AFFAIRS GRANT**](#) >

[**Click here if NO
Return to TOP of PAGE**](#) >



Instructions for Creating a New Request (Medical Affairs Grants)

2

Login using your Email address and Password



First time user? [Create your password](#)

Please Log In

Medical Affairs Grant Requests

Click [here](#) for Celgene Global Data Privacy information

* E-mail Address:

* Password:

Show password

LOG IN

[Forgot your password?](#)

Please note that you must have cookies and JavaScript enabled on your browser in order to successfully log in.

Instructions for Creating a New Request (Medical Affairs Grants)

3

Click “Start a New Medical Affairs Grant Application”



EDIT PROFILE

LOGOUT

Medical Affairs Grant Requests

Welcome, Test Account!

The organization you are currently associated with is Testing 27Aug2018.

If you work with multiple organizations, [click here to add a new organization to your account.](#)

You have reached the funding request page for Medical Affairs Grants.

The Celgene Funding Request Application consists of four main sections, each of which must be completed for your request to be considered.

1. Contact information pertaining to you as a representative for your organization.
2. Information pertaining to your organization and partner organizations (if any).
3. The Request your organization is submitting for approval and attachments.
4. Certifications and submission of your request.

Once received, you may be contacted seeking additional information from Celgene. Timely responses to such requests are essential to the review process. Requests are typically reviewed within 45-60 days, but may take longer depending on complexity and the timeliness of responses to request for information.

We recommend that you [familiarize yourself with the online application.](#) To create a new application, click the "Start a New Application" link at the bottom of this page. You may also save your applications now and return to work on them later. To continue work on an unsubmitted application, click the "Continue" link next to the application's Project Title. To view an application previously submitted to Celgene, click the "View" link next to the appropriate Project Title.

Each page will have a timeline like the one below to help you monitor your progress. The line and text will indicate your current position within the application process. If you have technical questions regarding this application, use the link located at the bottom of every page to contact our support team.

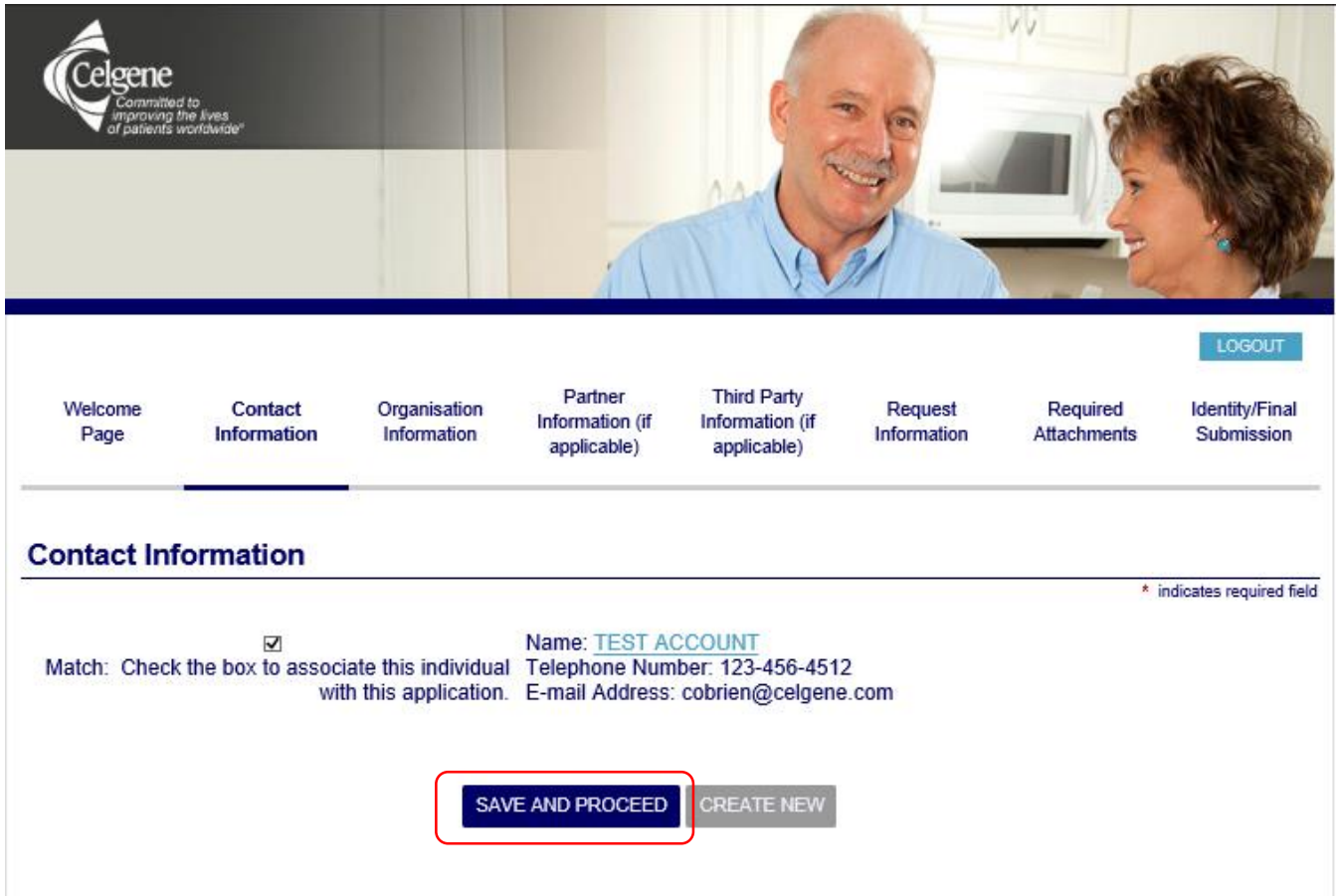
Welcome Page	Contact Information	Organisation Information	Partner Information (if applicable)	Third Party Information (if applicable)	Request Information	Required Attachments	Identity/Final Submission


» START A NEW MEDICAL AFFAIRS GRANT APPLICATION «

Instructions for Creating a New Request (Medical Affairs Grants)

4

Match contact information by checking the “Match” checkbox, then save and proceed



 *Committed to improving the lives of patients worldwide®*

LOGOUT

Welcome Page **Contact Information** Organisation Information Partner Information (if applicable) Third Party Information (if applicable) Request Information Required Attachments Identity/Final Submission

Contact Information

* indicates required field

Match: Check the box to associate this individual with this application.

Name: TEST ACCOUNT
Telephone Number: 123-456-4512
E-mail Address: cobrien@celgene.com

SAVE AND PROCEED CREATE NEW

Instructions for Creating a New Request (Medical Affairs Grants)

5

Complete all the * required fields in the application.
For Celgene Location select the location to which you are applying (e.g. United Kingdom, Ireland)



LOGOUT

Welcome Page

Contact Information

Organisation Information

Partner Information (if applicable)

Third Party Information (if applicable)

Request Information

Required Attachments

Identity/Final Submission

Request Information

* indicates required field

* Celgene Location This is the Celgene location to which you are applying for funding

United Kingdom

* Celgene Employees Do any Celgene employees or directors serve in a leadership, advisory or director position, including managing a task force or project team for the organisation?

* Program Name

* Therapeutic Area

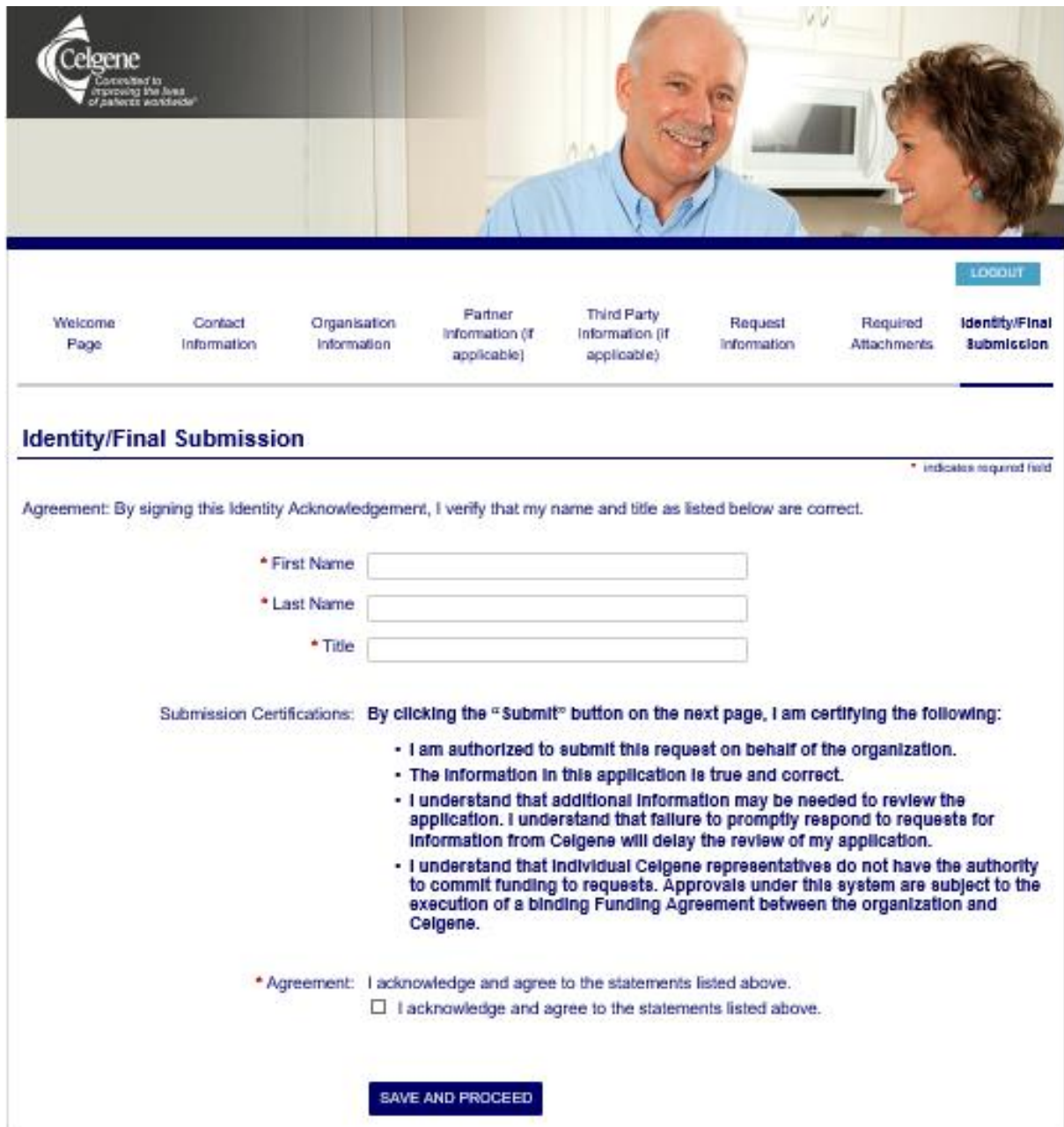
* Describe the program/activity and its purpose, including any healthcare topic or disease state to be discussed

(4000 character maximum)

Instructions for Creating a New Request (Medical Affairs Grants)

6

Complete all the * required fields in the application, including the Identity/Final Submission Agreement



The screenshot shows the Celgene Medical Affairs Grants application interface. At the top left is the Celgene logo with the tagline "Committed to improving the lives of patients worldwide". Below the logo is a navigation menu with the following items: Welcome Page, Contact Information, Organisation Information, Partner Information (if applicable), Third Party Information (if applicable), Request Information, Required Attachments, and Identity/Final Submission. A "LOGOUT" button is located in the top right corner. The main heading is "Identity/Final Submission". Below the heading is an agreement text: "Agreement: By signing this Identity Acknowledgement, I verify that my name and title as listed below are correct." There are three input fields for "First Name", "Last Name", and "Title", each with an asterisk indicating it is a required field. Below the input fields is a section titled "Submission Certifications:" followed by a statement: "By clicking the 'Submit' button on the next page, I am certifying the following:". There are three bullet points: "I am authorized to submit this request on behalf of the organization.", "The information in this application is true and correct.", and "I understand that individual Celgene representatives do not have the authority to commit funding to requests. Approvals under this system are subject to the execution of a binding Funding Agreement between the organization and Celgene." Below the bullet points is an asterisked "Agreement:" label followed by two checkboxes: "I acknowledge and agree to the statements listed above." (checked) and "I acknowledge and agree to the statements listed above." (unchecked). At the bottom center is a "SAVE AND PROCEED" button.

Identity/Final Submission

* indicates required field

Agreement: By signing this Identity Acknowledgement, I verify that my name and title as listed below are correct.

* First Name

* Last Name

* Title

Submission Certifications: By clicking the "Submit" button on the next page, I am certifying the following:

- I am authorized to submit this request on behalf of the organization.
- The information in this application is true and correct.
- I understand that additional information may be needed to review the application. I understand that failure to promptly respond to requests for information from Celgene will delay the review of my application.
- I understand that individual Celgene representatives do not have the authority to commit funding to requests. Approvals under this system are subject to the execution of a binding Funding Agreement between the organization and Celgene.

* Agreement: I acknowledge and agree to the statements listed above.
 I acknowledge and agree to the statements listed above.
 I acknowledge and agree to the statements listed above.

SAVE AND PROCEED

Instructions for Creating a New Request (Medical Affairs Grants)

7

Review the final application before submitting



Review Your Application (All comments above apply below)

Please review your proposal information. If you are not ready to submit your proposal at this time, click the "Save Only" button. The proposal will then be available to edit from the Welcome page. Clicking the Submit button will immediately send the application to Celgene and you will then be unable to perform further editing.

Contact Information

- * First Name Test
- * Last Name Account
- * Job Title tester
- * Telephone 908-679-7403
- * E-mail Address cobrien@celgene.com
- * Organisation Address 1 86 Morris Ave
- Organisation Address 2
- County
- * Country Switzerland
- * Postal Code 07901

Submission Certifications:

- * Agreement: I acknowledge and agree to the statements listed above.



[Need Support?](#)

Instructions for Creating a New Request (Medical Affairs Grants)

8

Once your application is submitted to Celgene, you will receive a Confirmation of Application Receipt



Confirmation of Application Receipt:

LOGOUT

Your proposal was successfully submitted to Celgene. No further action on your part is required and you can expect to receive notice of your proposal's status shortly. To print a copy of this completed application go to 'File', then 'Print' on your browser toolbar. Click here to [return to the homepage](#) when you are finished.

Contact Information



Instructions for Creating a New Request (Medical Affairs Grants)

9

Your submitted requests are listed under “Your Submitted Applications” on the Welcome page



EDIT PROFILE

LOGOUT

Medical Affairs Grant Requests

Welcome, Test Account!

The organization you are currently associated with is Celgene Test Organization.

If you work with multiple organizations, [click here to add a new organization to your account.](#)

You have reached the funding request page for Medical Affairs Grants.

The Celgene Funding Request Application consists of four main sections, each of which must be completed for your request to be considered.

1. Contact information pertaining to you as a representative for your organization.
2. Information pertaining to your organization and partner organizations (if any).
3. The Request your organization is submitting for approval and attachments.
4. Certifications and submission of your request.

Once received, you may be contacted seeking additional information from Celgene. Timely responses to such requests are essential to the review process. Requests are typically reviewed within 45-60 days, but may take longer depending on complexity and the timeliness of responses to request for information.

Your Submitted Applications

Display activity for year: [2018](#) | [2017](#)

Action	Request ID	Project Title	Application Date	Proposal Type	Application Amount	Status
--------	------------	---------------	------------------	---------------	--------------------	--------